


FY 2021 FINANCIAL PLAN  
(In thousand Pesos)

BED NO.1


Department: Department of Information and Communications Technology  
Agency: National Telecommunications Commission III

Particulars	UACS Code	Current Year's Obligation			Budget Year Obligation Program											
		Actual Jan. 1- Sept. 30	Estimate Oct. 1- Dec. 31	Total	Total	Comprehensive Release					For Later Release (Negative List)					
						Q1	Q2	Q3	Q4	Sub- Total	Q1	Q2	Q3	Q4	Sub- Total	
1	2	3	4	5=3+4	6=11+16	7	8	9	10	11=7+8+9+10	12	13	14	15	16=12+13+14+15	
Part A																
I. Budget Year/ Appropriations																
Operations																
PS		8846	2915	11761		2,510	3380	2517	3458	11865						
MOOE		2266	2090	4356		909	1135	1050	1306	4400						
CO		806	12784	13590			437			437						
II. Automatic Appropriations																
Retirement and Life Insurance Premiums																
Operations																
PS		264		264		270	270	273	273	1086						
Total Current Year Budget/ Appropriations																
PS		9110	2915	12025		2780	3650	2790	3731	12951						
MOOE		2266	2090	4356		909	1135	1050	1306	4400						
CO		806	12784	13590		0	437	0	0	437						
		12182	17789	29971		3689	5222	3840	5037	17788						


Prepared By:

  
**FRANCISCO C. ANCHETA JR.**  
OIC, PAD  
DATE: 10/30/2020

Prepared By:

  
**BALYNE S. DAYRIT**  
Accountant II  
DATE: 10/30/2020

Approved By:

  
**AZOR L. SITCHON**  
Regional Director  
DATE: 10/30/2020


FY 2021 FINANCIAL PLAN  
(In thousand Pesos)

BED NO.1

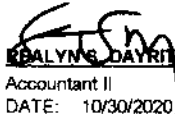
Department of Information and Communications Technology  
Agency: National Telecommunications Commission III

Particulars	UACS Code	Current Year's Obligation			Budget Year Obligation Program											
		Actual Jan. 1- Sept. 30	Estimate Oct. 1- Dec. 31	Total	Total	Comprehensive Release					For Later Release (Negative List)					
						Q1	Q2	Q3	Q4	Sub- Total	Q1	Q2	Q3	Q4	Sub- Total	
1	2	3	4	5=3+4	6=11+16	7	8	9	10	11=7+8+9+10	12	13	14	15	16=12+13+14+15	
Part A																
I. Budget Year/ Appropriations																
Operations																
PS		8848	2915	11761		2,510	3380	2517	3458	11865						
MOOE		2266	2090	4356		909	1135	1050	1306	4400						
CO		806	12784	13590			437			437						
II. Automatic Appropriations																
Retirement and Life Insurance Premiums																
Operations																
PS		264		264		270	270	273	273	1086						
Total Current Year Budget/ Appropriations																
PS		9110	2915	12025		2780	3650	2790	3731	12951						
MOOE		2266	2090	4356		909	1135	1050	1306	4400						
CO		806	12784	13590		0	437	0	0	437						
		12182	17789	29971		3689	5222	3840	5037	17788						


Prepared By:

  
FRANCISCO C. ANCHETA JR.  
OIC, FAD  
DATE: 10/30/2020

Prepared By:

  
EBALYN S. DAYRIT  
Accountant II  
DATE: 10/30/2020

Approved By:

  
AZOR L. SITCHON  
Regional Director  
DATE: 10/30/2020